



BEHAVIORAL HEALTH SIGNAGE

# SAFE CARE

protect the people in your care



## REDUCE THE RISK OF IN-PATIENT SELF-HARM.

**2/90 Sign Systems is a leading signage manufacturer with a proven history of successfully implementing design-build facility signage programs for healthcare clients throughout the U.S.**

**SAFECARE IS DESIGNED FOR PATIENT-SAFETY.** In any behavioral health environment where there is concern for patient safety, it is imperative to look for ways to create a safer, friendlier environment using ligature-resistant products. SafeCare's low-profile design and beveled edges inhibit a ligature point where a patient could use it with a strangulation tool in order to perform an act of self-harm.

In addition to ligature resistance, proper safety precautions must be put in place to ensure the safety of patients including tamper-resistant products. SafeCare is made of polycarbonate, which prevents it from breaking, removing the possibility of a choking hazard or being used as a sharp weapon. Paint and graphics are subsurface, including ADA-compliant tactile characters and Braille, to guard against tampering and destruction of property.

These ligature-resistant signs install securely with tamper-resistant, countersunk fasteners, plastic anchors, and adhesive. SafeCare is ideal for any facility where safety or durability are key factors, including healthcare facilities, schools, and institutional environments. We're proud to say SafeCare is the only American-made sign product meeting the strict needs of the New York State Office of Mental Health Safety Standards.

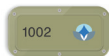


# SAFECARE™

**BEHAVIORAL HEALTHCARE SIGN FAMILY.** 2/90's standard offering includes a complete family of 16 sign types to identify, inform, regulate, and direct. SafeCare signs offer a sustainable attribute for changeable information with supplied perforated paper inserts and online print templates. Custom sizes and shapes are available. In addition, 2/90 Sign Systems has a wide range of other products to meet all your signage needs.



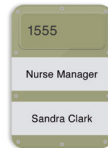
**SC.01**  
4.25" x 5"  
ADA ID



**SC.02**  
4.25" x 8.5"  
ADA ID with Logo



**SC.04**  
8.375" x 8.5"  
ADA ID with  
Changeable Name



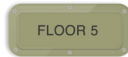
**SC.05**  
11.875" x 8.5"  
ADA ID with Multiple  
Changeable Names



**SC.06**  
9.75" x 8.5"  
ADA ID with  
Permanent Name



**SC.07**  
9.75" x 8.5"  
ADA ID with  
Changeable Name  
& Reveal Message



**SC.03**  
4.25" x 10"  
ADA ID




**SC.08**  
10.5" x 8.5"  
ADA Regulatory  
Symbol



**SC.09**  
9" x 8.5"  
Permanent Information



**SC.10**  
15.25" x 8.5"  
Permanent Message  
with Changeable  
Information




**SC.11**  
15.25" x 8.5"  
Permanent Information



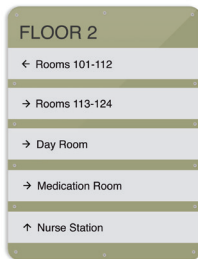
**SC.12**  
12.75" x 11"  
Permanent Message  
with Changeable  
Information



**SC.13**  
12.75" x 11"  
Permanent Information




**SC.14**  
19.75" x 12.5"  
ADA Regulatory  
Stairwell



**SC.15**  
22.375" x 17"  
Directory with  
Changeable Information



**SC.16**  
29.375" x 17"  
Directory with  
Changeable Information



## COLOR OPTIONS.

**BE INSPIRED.** SafeCare sign and copy colors are available in any of 2/90's Prism and Designer colors. Choose a one-color scheme for any sign type or choose a two-color scheme for ADA sign types. Custom colors can be specified for an additional fee.

### ONE-COLOR



SUBSURFACE  
ADA COPY  
SUBSURFACE  
ADA SIGN  
SUBSURFACE  
COPY  
SUBSURFACE  
SIGN

### TWO-COLOR



SUBSURFACE  
ADA COPY  
SUBSURFACE  
ADA SIGN  
SUBSURFACE  
COPY  
SUBSURFACE  
SIGN

# WE'RE HERE FOR YOU.

**TURNKEY WAYFINDING SOLUTIONS.** For more than 40 years, 2/90 has been providing solution-based architectural signage for our valued clients. We are the partner-of-choice to prestigious healthcare, corporate, education, and institutional facilities.

2/90 proudly offers comprehensive design and planning services, high-quality interior and exterior signage systems, full-service installation, and maintenance services, to implement effective wayfinding programs in the built environment.



## ENGINEERED FOR SAFETY. DESIGNED TO INSPIRE.

- Ligature-resistant design with low-profile and beveled edges.
- Subsurface paint and graphics increase durability.
- Subsurface ADA (SSA) compliant graphics.
- Polycarbonate material does not break, removing the possibility of a choking hazard or creating sharp edges to inflict self-harm.
- Sustainable attribute for message changes with supplied perforated paper inserts and online templates.
- Select from 16 sign types to identify, inform, regulate, and direct.
- Available in one or two color schemes. Choose matching or complementary color for ADA sign types.
- Sign and copy colors are available in any of 2/90's Prism and Designer colors.
- Custom colors, sizes and shapes are available.
- Made in the U.S.A.

SafeCare installs securely with tamper-resistant, countersunk fasteners, plastic anchors, and adhesive.

**PROTECT THE PEOPLE IN YOUR CARE.** Contact 2/90 at 800.777.4310 or email [info@290signs.com](mailto:info@290signs.com). We will evaluate your current wayfinding program and offer solutions that create a positive experience for patients, visitors, and staff. Schedule an appointment today!