

# MOUNTS


## SPEC SHEET



2/90 offers 17 standard mounting options to meet a variety of installation applications for office furniture, vertical surfaces and ceilings. Blank sign pricing includes mount at no additional cost (unless otherwise noted). Illustrations below depict Slide (Standard Profile); Slide (Thin Profile), Arc and Klik mounts may vary. Custom mounting options are available.



**A Adhesive Tape** - For smooth, hard surfaces. Not recommended for some vinyl wall coverings. Sign size should not exceed 100 sq. inches. Construction adhesive is recommended but not included. Plaque and vinyl backers available for glass applications; see 2/90 Spec Guide/Price List.




**B Magnet** - For steel surfaces. Sign size should not exceed 100 sq. inches.



**C Hook & Loop** - For fabric surfaces. Sign size should not exceed 100 sq. inches. Sign ships with hook to loop with fabric.




**D Screw** - For a variety of surfaces, including brick, drywall, and drywall coverings. Recommended on all wall-mount signs exceeding 100 sq. inches.




**E Pin** - For fabric surfaces, including fabric mounted on hard material and acoustical panels. Sign size should not exceed 100 sq. inches.




**F Hook** - For furniture panels. Clear PETG device hooks over panel top; sign locates below top of panel. Specify panel manufacturer, model, and thickness.




**G Freestanding** - For freestanding applications such as desks. Black extruded aluminum bracket sits standard two-sided sign perpendicular to work surface; maximum sign height is 4". Slide (Thin), Arc, and Klik sit at an angle; maximum sign height is 2".




**H Panel Top** - For top surface of furniture panel. Freestanding G-Mount is affixed to surface with pressure-sensitive tape or magnet; maximum sign height is 8". Slide (Thin), Arc, and Klik sit at an angle; maximum sign height is 2".




**I Suspended Ceiling** - For ½" or 1" grid system. Connects with 2" white extruded aluminum; signs appear to "float" below ceiling line. Sign size should not exceed 1,440 sq. inches. Specify grid size.




**J Hanging Ceiling** - For general-purpose ceiling applications. Aluminum insert affixed to rail accepts hang line (not included). Sign size should not exceed 1,440 sq. inches.



**K Perpendicular** - For wall surfaces. Sign is two-sided and connects to a black anodized aluminum bracket at a 90° angle. Maximum width for Slide Standard signs is 15", and 17" for Arc and Klik signs. Not available for Slide Thin signs.




**M Direct Ceiling** - For general-purpose ceiling applications. White extruded aluminum bracket affixes to ceiling with screws. Sign size should not exceed 1,440 sq. inches. Screws not included.




**N Rigid-Post Ceiling** - For general-purpose ceiling applications. ½" black aluminum rod sits sign at 6", 12", 18" or 24" from ceiling surface. Sign size should not exceed 1,440 sq. inches. Not included in blank sign price; see 2/90 Spec Guide/Price List.




**O Flexible Under-The-Top-Cap** - For furniture panels. Flexible fabric device is held in place by panel top cap with adhesive tape. Locates sign flush with panel top. Specify black or white.



**P Panel/Tile** - Black anodized aluminum device hooks over the top of panel or tile and is concealed by panel top cap. Locates sign flush with panel top. Specify panel manufacturer, model, panel thickness and location.



**R Saddle** - For architectural privacy screens. U-shaped black anodized aluminum bracket locates sign flush with panel top. Mount runs the width of the sign. Bracket may be used with one sign up to 4" x 11" or two signs up to 6" x 11" mounted front and back.



**S Side-Saddle** - For steel surface panel tops, L-shaped black anodized aluminum bracket with magnet locates sign flush with panel top. Pressure-sensitive tape available for non-steel surfaces. Mount runs the width of the sign. Sign should not exceed 100 sq. in.

- The following mounts are available in 101 Satin Natural: N, P, R, and S.
- The following mounts are available painted: G, H, I, K, M, N, R and S. (\$5 Net fee applies per mount).
- Refer to 2/90 Spec Guide/Price List for product Mounting Applications.
- Customer is responsible for suitability of mounting option. Testing is recommended prior to use. Contact Client Services at 800.777.4310 for mounting samples.