

IDENTIFICATION



M.1.CC
Insert Area: 3x4
Overall Size: 5.75x15.5



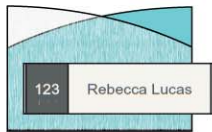
M.2B.CC
Insert Area: 2x8.5
Overall Size: 5x10



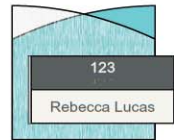
M.2C.CC
Insert Area: 2x8.5
Overall Size: 5x10



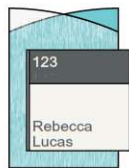
M.3.CC
Insert Area: 4x6
Overall Size: 7.5x7.5




M.4.CC
Insert Area: 3x11
Overall Size: 7.5x12.5



M.5.CC
Insert Area: 4x8.5
Overall Size: 8x10



M.6.CC
Insert Area: 6x6
Overall Size: 9.5x7.5




M.7.CC
Insert Area: 6x8.5
Overall Size: 10x10

REGULATORY



M.8.CC
Insert Area: 6x6
Overall Size: 9.5x7.5




M.9.CC
Insert Area: 8x6
Overall Size: 11.5x7.5



M.10.CC
Insert Area: 9x8.5
Overall Size: 13x10



M.13.CC
Insert Area: 3x11
Overall Size: 8x12.5



M.8B
Insert Area: 6x6

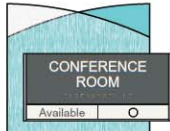


M.12
Insert Area: 6x14

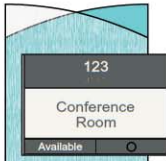


M.11.CC
Insert Area: 19x14
Overall Size: 25x15.5

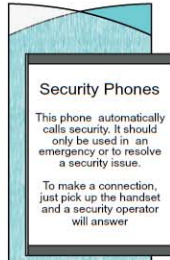
INFORMATION



M.18.CC
Insert Area: 4x8.5
Overall Size: 8x10



M.19.CC
Insert Area: 6x8.5
Overall Size: 10x10



M.20.CC
Insert Area: 12x8.5
Overall Size: 16x10

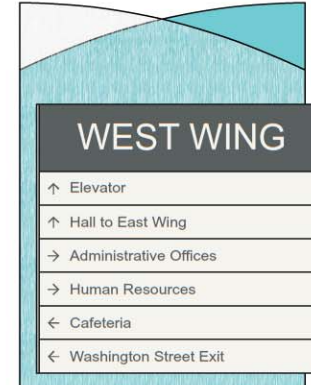


M.21.CC
Insert Area: 15x8.5
Overall Size: 19x10

DIRECTORIES



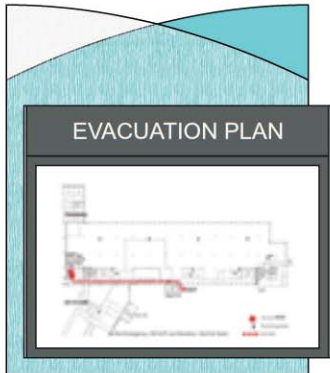
M.25.CC
Insert Area: 12x11
Overall Size: 17x12.5



M.27.CC
Insert Area: 16x17
Overall Size: 23x18.5



M.28.CC
Insert Area: 30x17
Overall Size: 37x18.5



M.22.CC
Insert Area: 15x18
Overall Size: 22x19.5

DIRECTIONAL



M.15
Insert Area: 8x17



M.16
Insert Area: 8x34