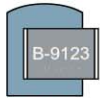
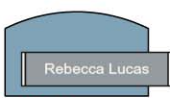


IDENTIFICATION



M.1.A
Insert Area: 3x4
Overall Size: 5.625x5.5



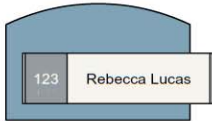
M.2.B.A
Insert Area: 2x8.5
Overall Size: 5x10



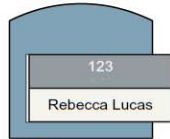
M.2.C.A
Insert Area: 2x8.5
Overall Size: 5x10



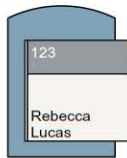
M.3.A
Insert Area: 4x6
Overall Size: 7x7.5




M.4.A
Insert Area: 3x11
Overall Size: 7x12.5



M.5.A
Insert Area: 4x8.5
Overall Size: 8x10



M.6.A
Insert Area: 6x6
Overall Size: 9x7.5

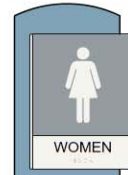


M.7.A
Insert Area: 6x8.5
Overall Size: 10x10

REGULATORY



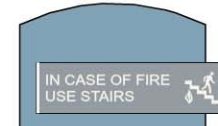
M.8.A
Insert Area: 6x6
Overall Size: 9x7.5




M.9.A
Insert Area: 8x6
Overall Size: 11.75x7.5



M.10.A
Insert Area: 9x8.5
Overall Size: 13x10



M.13.A
Insert Area: 3x11
Overall Size: 7.5x12.5



M.8B
Insert Area: 6x6

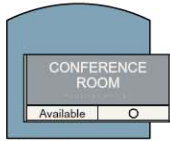


M.12
Insert Area: 6x14

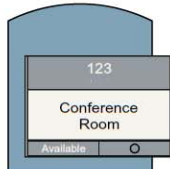


M.11.A
Insert Area: 19x14
Overall Size: 23.5x15.5

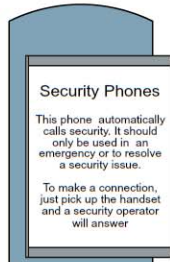
INFORMATION



M.18.A
Insert Area: 4x8.5
Overall Size: 8x10



M.19.A
Insert Area: 6x8.5
Overall Size: 10x10



M.20.A
Insert Area: 12x8.5
Overall Size: 16x10



M.21.A
Insert Area: 15x8.5
Overall Size: 19x10

DIRECTORIES



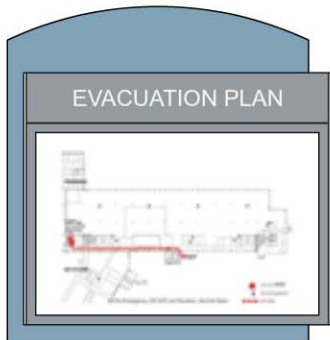
M.25.A
Insert Area: 12x11
Overall Size: 16.5x12.5



M.27.A
Insert Area: 16x17
Overall Size: 21x18.5



M.28.A
Insert Area: 30x17
Overall Size: 35x18.5



M.22.A
Insert Area: 15x18
Overall Size: 20x19.5

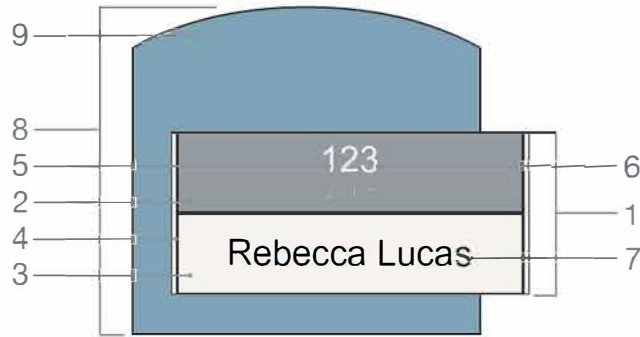
DIRECTIONAL



M.15
Insert Area: 8x17



M.16
Insert Area: 8x34



PRODUCT SPECIFICATIONS

- | | | | |
|-----------------------------|-------------------------|-------------------------|-------------------------|
| 1. Sign System: | Modular | 6. Insert A Copy Color: | Prisms - 708 Soft White |
| 2. Insert A Finish: | Designer - 801 Storm | 7. Insert B Copy Color: | Prisms - 704 Black |
| 3. Insert B Finish: | Prisms - 708 Soft White | 8. Enhancement Shape: | Single Arch |
| 4. End Cap/Edge Rail Color: | Prisms - 708 Soft White | 9. Enhancement 1: | Designer - 806 Rain |
| 5. Copy Style: | Arial | 10. Enhancement 2: | Not Applicable |

DESIGN PROFILE:

User Name: Rebecca Tyke
 Client's Name: Shapes You'll Love!
 Project Name: Shapes You'll Love!
 Design Name: Single Arch

QUOTE REQUEST

Enter quantity needed to populate an estimate.

SIGN	QTY	PRICE	TOTAL
M.1.A			
M.2B.A			
M.2C.A			
M.3.A			
M.4.A			
M.5.A			
M.6.A			
M.7.A			
M.8.A			

SIGN	QTY	PRICE	TOTAL
M.8B		97.20	
M.9.A			
M.10.A			
M.11.A			
M.12			
M.13.A			
M.15			
M.16			
M.18.A			

SIGN	QTY	PRICE	TOTAL
M.19.A			
M.20.A			
M.21.A			
M.22.A			
M.25.A			
M.27.A			
M.28.A			
TOTAL PRICE			

NOTE: Sign drawings are for illustration purposes only. LIST prices are subject to change without notice. Download CSI Specs for **Modular**, **Arc** and **Klik** sign systems.