


IDENTIFICATION



K.1.C
Insert Area: 3x4
Overall Size: 5.75x4




K.2B.C
Insert Area: 2x8.5
Overall Size: 5x8.5



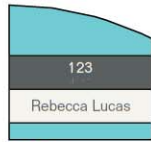
K.2C.C
Insert Area: 2x8.5
Overall Size: 5x8.5



K.3.C
Insert Area: 4x6
Overall Size: 7.5x6



K.4.C
Insert Area: 3x11
Overall Size: 7.5x11



K.5.C
Insert Area: 4x8.5
Overall Size: 8x8.5



K.6.C
Insert Area: 6x6
Overall Size: 9.5x6



K.7.C
Insert Area: 6x8.5
Overall Size: 10x8.5

REGULATORY



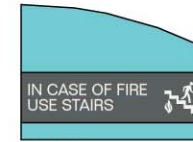
K.8.C
Insert Area: 6x6
Overall Size: 9.5x6



K.9.C
Insert Area: 8x6
Overall Size: 11.5x6



K.10.C
Insert Area: 9x8.5
Overall Size: 13x8.5



K.13.C
Insert Area: 3x11
Overall Size: 8x11



K.8B
Insert Area: 6x6

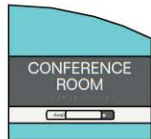


K.12
Insert Area: 6x14

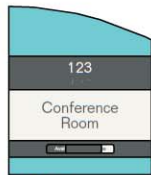


K.11.C
Insert Area: 19x14
Overall Size: 25x14

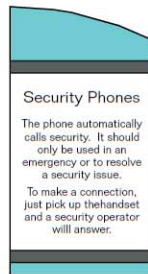
INFORMATION



K.18.C
Insert Area: 4x8.5
Overall Size: 8x8.5



K.19.C
Insert Area: 6x8.5
Overall Size: 10x8.5



K.20.C
Insert Area: 12x8.5
Overall Size: 16x8.5



K.21.C
Insert Area: 15x8.5
Overall Size: 19x8.5

DIRECTORIES



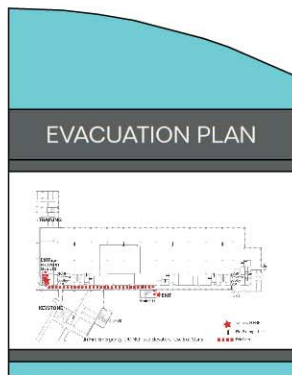
K.25.C
Insert Area: 12x11
Overall Size: 17x11



K.27.C
Insert Area: 16x17
Overall Size: 23x17

WEST WING	
Human Resources	100
Shipping	110
Administration	130
Accounting	140
Lab	150
Training	160
Cafeteria	170
Records	180
Conference Room	190

K.28.C
Insert Area: 30x17
Overall Size: 37x17



K.22.C
Insert Area: 15x17
Overall Size: 22x17

DIRECTIONAL



K.15
Insert Area: 8x17



K.16
Insert Area: 8x34