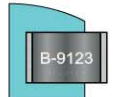


## IDENTIFICATION



**A.1.C**  
Insert Area: 3x4  
Overall Size: 5.75x6



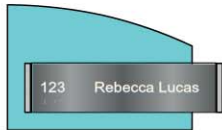
**A.2.B.C**  
Insert Area: 2x8.5  
Overall Size: 5x10.5



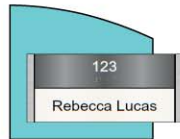
**A.2.C.C**  
Insert Area: 2x8.5  
Overall Size: 5x10.5



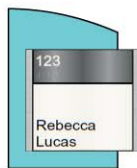
**A.3.C**  
Insert Area: 4x6  
Overall Size: 7.5x8




**A.4.C**  
Insert Area: 3x11  
Overall Size: 7.5x13



**A.5.C**  
Insert Area: 4x8.5  
Overall Size: 8x10.5



**A.6.C**  
Insert Area: 6x6  
Overall Size: 9.5x8

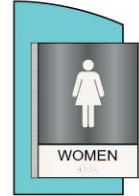


**A.7.C**  
Insert Area: 6x8.5  
Overall Size: 10x10.5

## REGULATORY



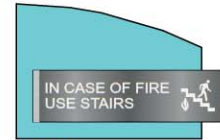
**A.8.C**  
Insert Area: 6x6  
Overall Size: 9.5x8



**A.9.C**  
Insert Area: 8x6  
Overall Size: 11.5x8



**A.10.C**  
Insert Area: 9x8.5  
Overall Size: 13x10.5



**A.13.C**  
Insert Area: 3x11  
Overall Size: 8x13



**A.8B**  
Insert Area: 6x6

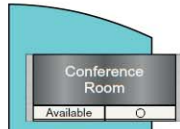


**A.12**  
Insert Area: 6x14

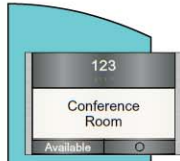


**A.11.C**  
Insert Area: 19x14  
Overall Size: 25.25x16

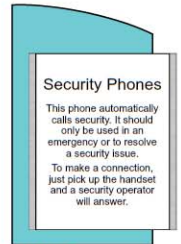
## INFORMATION



**A.18.C**  
Insert Area: 4x8.5  
Overall Size: 8x10.5



**A.19.C**  
Insert Area: 6x8.5  
Overall Size: 10x10.5



**A.20.C**  
Insert Area: 11x8.5  
Overall Size: 15x10.5



**A.21.C**  
Insert Area: 14x8.5  
Overall Size: 18x10.5

## DIRECTORIES



**A.25.C**  
Insert Area: 12x11  
Overall Size: 18.25x13



**A.27.C**  
Insert Area: 16x17  
Overall Size: 23.5x19

WEST WING	
Human Resources	100
Shipping	110
Administration	130
Accounting	140
Lab	150
Training	160
Cafeteria	170
Records	180
Conference Room	190

**A.28.C**  
Insert Area: 30x17  
Overall Size: 38.5x19

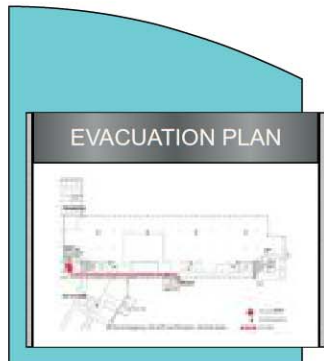
## DIRECTIONAL



**A.15**  
Insert Area: 8.5x17



**A.16**  
Insert Area: 8.5x34



**A.22.C**  
Insert Area: 14x17  
Overall Size: 21x19