

2/90 offers 17 standard mounting options to meet a variety of installation applications for office furniture, vertical surfaces and ceilings. Sign pricing includes mount at no additional cost (unless otherwise noted). Illustrations demonstrate typical view for Standard Modular mounts. Illustrations below depict Standard Modular; Thin Modular, Arc and Klik mounts may vary. Custom mounting options are available.



A Adhesive - For smooth, hard surfaces. Not recommended for some vinyl wall coverings. Sign size should not exceed 100 sq. inches. Signs shipped with Adhesive tape, Construction Adhesive not included.



B Magnetic - For steel surfaces. Sign size should not exceed 100 sq. inches.



C Hook-and-Loop - For fabric surfaces. Sign size should not exceed 100 sq. inches.



D Screw - For rough surfaces such as brick and drywall. Recommended on all wall-mount signs exceeding 100 sq. inches.



E Pin - For fabric surfaces, including fabric mounted on hard material and acoustical panels. Sign size should not exceed 100 sq. inches.



F Hook - For furniture panels. Clear device hooks over panel top; sign locates two inches down. *Specify panel manufacturer, model and thickness.*



G Freestanding - For freestanding applications such as desks. Extruded aluminum bracket. Standard 2-sided sign sits perpendicular to work surface; maximum sign height is 2". Additional options available.



H Panel Top - For top surface of furniture panel. Bracket is extruded aluminum affixed to panel top with pressure-sensitive tape. 8" maximum sign height. Additional options available.



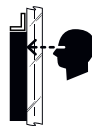
I Suspended Ceiling - For 1/2" or 1" grid system. Connects with 2" extruded aluminum brackets; signs appear to "float" below ceiling line. Sign size should not exceed 1,440 sq. inches and 150 lbs.



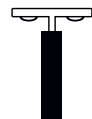
J Hanging Ceiling - For high or irregular ceilings. Hang lines tie to rafters, beams, duct work, piping, etc. Sign size should not exceed 1,440 sq. inches and 150 lbs. *Hang line not included.*



K Perpendicular - For wall surfaces. Sign sits on a 90° angle to wall surface. Not available for signs wider than 15".



L Glass - For backside of glass windows, doors and walls. Clear acrylic bracket affixes to glass with clear pressure-sensitive tape. Standard Modular only.



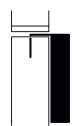
M Hanging Ceiling - For general-purpose ceiling applications. Extruded aluminum bracket affixes to ceiling with screws. Sign size should not exceed 1,440 sq. inches and 150 lbs. *Screws not included.*



N Rigid-Post Ceiling - For general-purpose ceiling applications. 1/2" black aluminum rod sits sign at 6", 12", 18" or 24" from ceiling surface. Sign should not exceed 1,440 sq. inches and 150 lbs.



O Flexible Under-the-Top-Cap - For furniture panels. Flexible fabric device is held in place by panel top cap. Sign locates flush with panel top. *Specify black or white.*



P Panel/Tile - For furniture panels and tiles. Aluminum hook device hooks over the top of panel or tile and is concealed by panel top cap. Locates sign flush with panel top. *Specify panel manufacturer, model, panel thickness and location.*



R Saddle - For clear or frosted panels. Aluminum device hooks over panel top. Locates sign flush with panel top. Can be one or two sided. Maximum sign size is 4" high by 11" wide. *Specify panel thickness.*

* Refer to chart on opposite page for product mounting applications.

* Customer is responsible for suitability of mounting option. Testing is recommended prior to use. Contact Client Services at 800.777.4310 for mounting samples.



Need to contact us?

5350 Corporate Grove Blvd SE

Grand Rapids MI 49512

T 616.656.4310 | F 616.656.4300

800.777.4310 | 290signs.com | info@290signs.com

1.18