



Rails

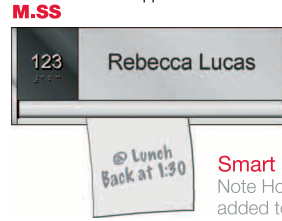
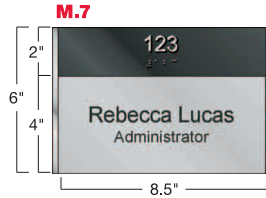
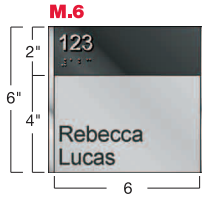
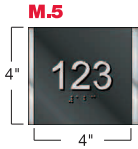
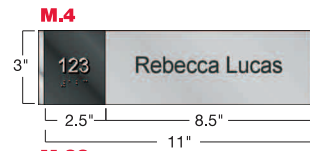
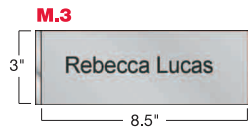

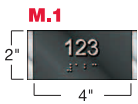
2/90 Modular **Essentials**

Inserts

2/90 Modular Essentials is a collection of signs needed for most facilities. Selective sign sizes, insert configurations and sign options simplify ordering for speedier lead-times. Simply choose your colors - it's that easy!


End Cap

Identification

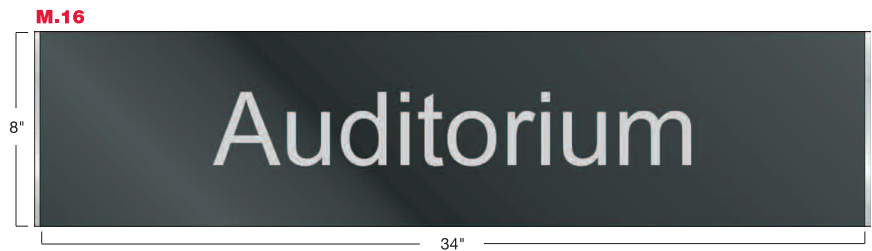
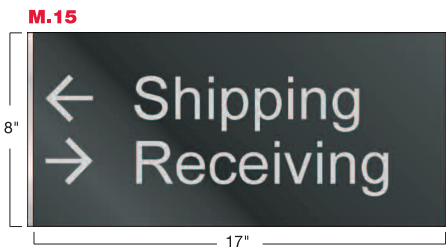


Smart Strip Option:
Note Holder accessory can be added to match width of any sign.

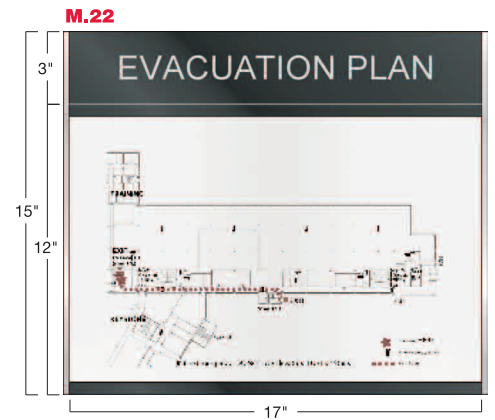

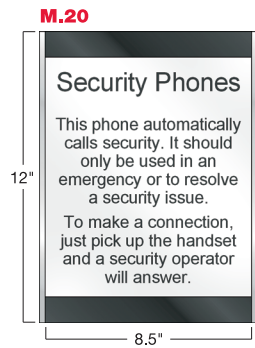
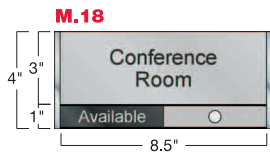
Regulatory



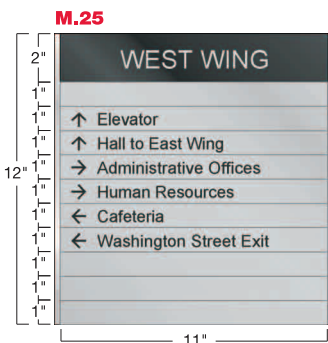
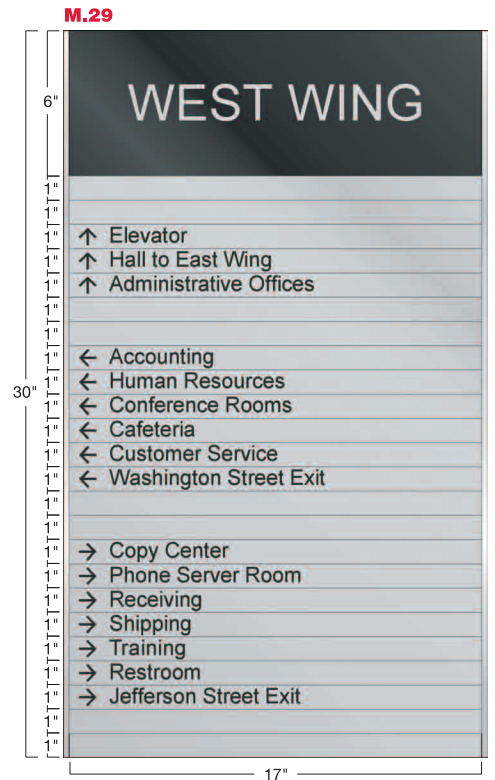
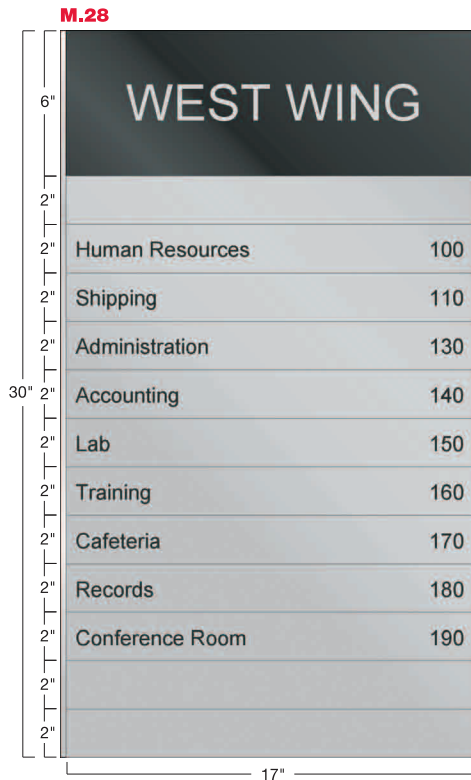
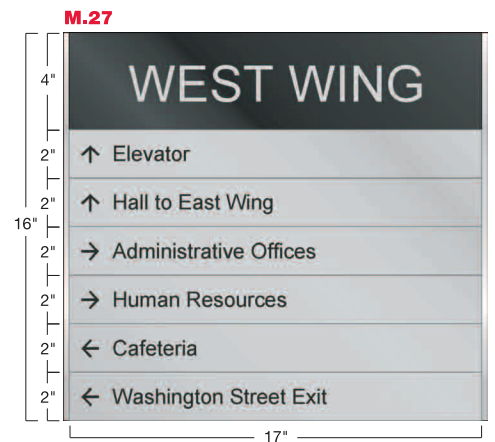
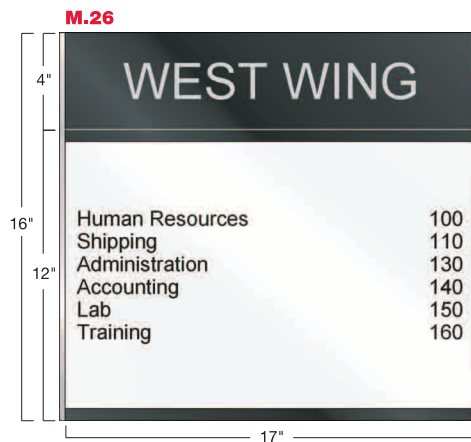

Directionals/Department Identification



Information



Directories



About 2/90 Sign Systems:

2/90 Sign Systems is the partner-of-choice for healthcare, commercial, educational, and government facilities for over 30 years. Our system approach to signage provides sustainability, ease of maintenance and value. 2/90 is a turnkey provider offering design, programming, interior and exterior products, installation and maintenance.

Our signs can be enhanced with infinite colors, textures, materials and design elements to complement any environment. 2/90 Modular sign system consists of three basic components: a structural rail, copy insert(s), and end caps. When change is needed, simply replace the copy insert. It is available in two thicknesses: Thin (9/32") for signs 16" and under with a maximum size of 225 square inches; Standard (9/16") for larger signs and two-sided copy needs. For symbol and room number identification signs, Plaques Plus is an economical alternative for non-modular signs which aesthetically mirror the appearance of 2/90 Modular Thin. End Caps are available in seven designs. Copy insert finishes include ABS plastic, aluminum, wood laminate, back-printed clear Lexan®, and customer-maintained paper inserts with clear plastic lenses. Several copy options are available including ADA integral and applied, direct print, and vinyl. Copy styles, colors and configurations are limitless. We also offer over 16 mounting solutions.

2/90 Modular Essentials Specifications:

The Essentials program simplifies ordering and provides fast lead-times. 2/90 has determined sign sizes, insert layouts and sign options to provide a signage package to identify, inform, regulate, and direct people in, through and out of your facility.

Specifications for 2/90 Modular Essentials include Arial copy style for ADA compliancy and Slimline end caps. Thin profile is specified for signs fewer than 225 square inches, Standard profile for larger sizes, and Plaques Plus for non-modular signage. Mounting options are tape for signs fewer than 100 square inches or Plaques Plus, and screw mount for larger signs. All specifications have been selected. Simply choose your colors—it's that simple!

Need more options? No worries! 2/90's complete offering of products and options is available through Customer Service at 800.777.4310 or 290signs.com.



2/90 Modular **Essentials**

Order Form

Bill To:
Company
Name
Street
City
State/Zip

Ship To:
Company
Name
Street
City
State/Zip

Date
PO No
Account No

Ordered By
Phone

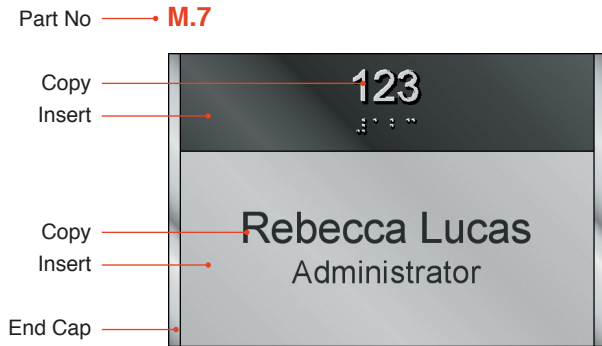
	Part No	Copy (attach layout if more than 3 lines)	Copy Color	Insert Color	End Cap Color	Unit Price (List)	Qty	Total Price (List)
1		A						
		B						
		C						
2		A						
		B						
		C						
3		A						
		B						
		C						
4		A						
		B						
		C						
5		A						
		B						
		C						
6		A						
		B						
		C						
7		A						
		B						
		C						
8		A						
		B						
		C						
9		A						
		B						
		C						
10		A						
		B						
		C						
Terms: Net 30 days with approved credit. Major credit cards accepted. Minimum order is \$100 NET, except \$25 NET for credit card orders. For more information, see Terms of Sale in Price List.						Total List Price		
						Discount ___ % Total Net Price		

5350 Corporate Grove Blvd SE
Grand Rapids MI 49512
T 616.656.4310 | F 616.656.4300
800.777.4310 | 290signs.com | info@290signs.com
9.11 rev



2/90 Modular **Essentials** The Details


You can order a professional sign system for your facility in just six easy steps.



1. Select your sign.
2. Provide your copy.
3. Choose your copy color.
All Essentials signs use the Arial copy style to insure ADA compliance. ADA copy is integral for painted inserts and applied for laminates. Non-ADA copy is printed directly to the insert; vinyl is used for metallic colors. Copy is sized and positioned as illustrated in our brochure. We will adjust size if needed for length.
4. Choose your insert colors.
Inserts are available in painted ABS plastic, aluminum, wood laminate and customer-maintained paper inserts.
5. Select your end cap color.
All Essentials signs use a Slimline end cap. Available only in painted colors and 101 Anodized Satin Aluminum.
6. Email, fax or mail us your order.
Product ships within 2 weeks from date of order entry.

Our most popular colors.

Essentials signs are available in these popular colors. Just choose the color for your copy, inserts, and end caps. It's that easy! For our entire color collection or to request color samples, please visit our website or call Customer Service.



Mounting

All regulatory and small Essentials signs are tape mounted. Signs over 100 square inches are screw mounted.

Need more options?

No worries! Contact Customer Service at 800.777.4310 or go to 290signs.com to learn more about 2/90's complete product offering.

Need to contact us?

5350 Corporate Grove Blvd SE

Grand Rapids MI 49512

T 616.656.4310 | F 616.656.4300

800.777.4310 | 290signs.com | info@290signs.com

9.11 rev