

# FAMILY OF SIGNS

## Occupancy

Presented by:



2/90 Sign Systems, Inc. 5350 Corporate Grove Blvd. SE Grand Rapids, MI 49512  
Toll-free: 800-777-4310 Fax: 616-656-4300 [www.290signs.com](http://www.290signs.com) 3/7/01

	U-Do Subsurface	Subsurface	Integral ADA	Square Corner	Plaque	Slider	Window Insert	
Office Sign	•		•	•		•		OF-28
Room ID Sign	•		•	•		•		RI-48
Conference Room Sign	•		•	•		•	•	CR-38
Rescue Assistance Sign			•		•			RA-412
Non-Accessible Sign			•		•			NA-412
Elevator Equipment Sign			•		•			EE-615
Elevator Sign			•		•			EL-88
Stair Sign			•		•			ST-88
Restroom Sign			•		•			RR-88A
Evacuation Sign			•	•		•		EM-168.5



## Occupancy Family of Signs Option Chart

# Sign Specifications

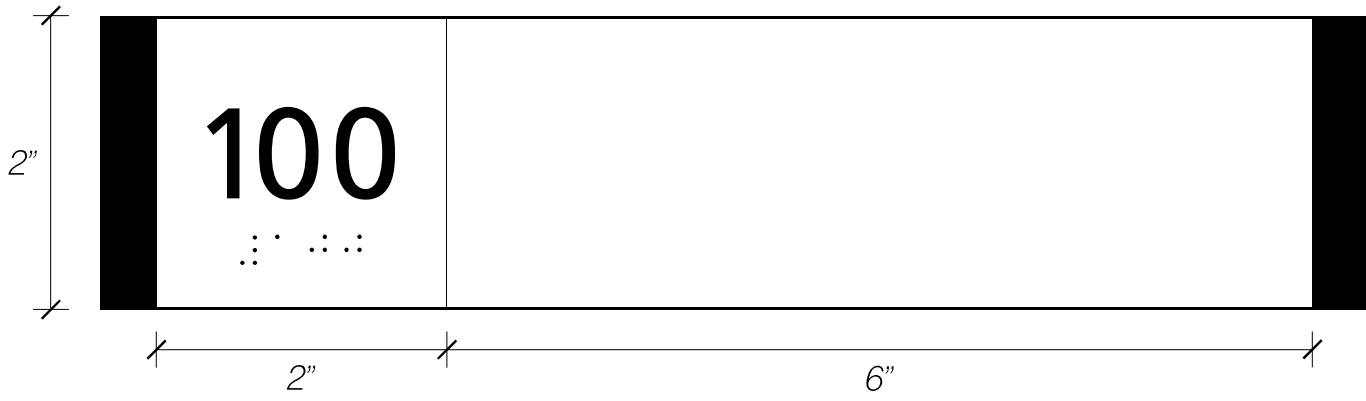
Sign Size: 2x8  
Sign Color: 212 Taupe Gray  
Mount Option: D-screw  
End Cap Style: Square Corner, SC  
End Cap Color: 212 Taupe Gray

## Copy Specifications

Option: Photopolymer & Braille  
Style: Frutiger 55, F55  
Size: 5/8"  
Color: 708 White Matte  
Position: center

2x2 Photopolymer & Braille Insert  
212 Taupe Gray  
708 White Matte copy

2x6 Window Insert  
212 Taupe Gray  
202 Light Neutral Paper



scale: 75%  
file: lt/linedraw/occup-1  
drawn by: bam



Grand Rapids, MI 49512  
800-777-4310

Date: 02/28/01

Project: **Occupancy Family of Signs  
OF-28 Office Signs**

# Sign Specifications

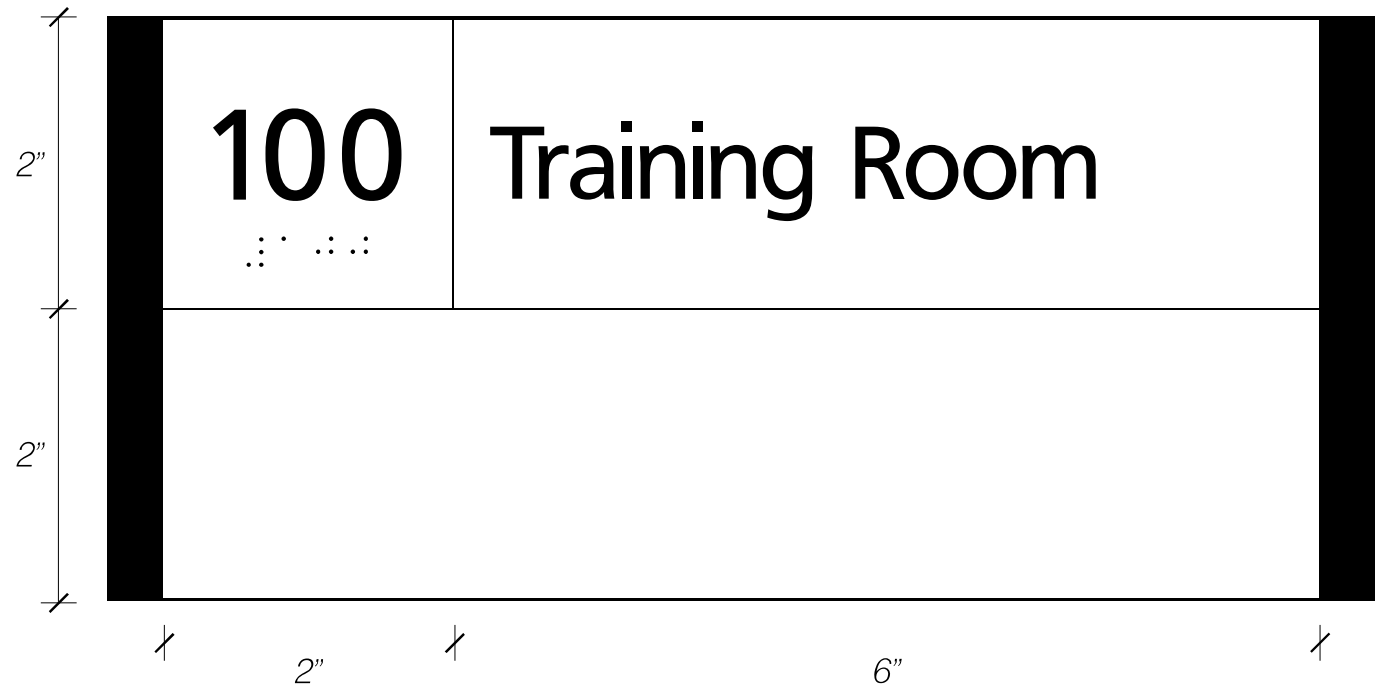
Sign Size: 4x8  
Sign Color: 212 Taupe Gray  
Mount Option: D-screw  
End Cap Style: Square Corner, SC  
End Cap Color: 212 Taupe Gray

## Copy Specifications

Option: Photopolymer & Braille / U-Do-SSC  
Style: Frutiger 55, F55  
Size: 5/8" & 1/2"  
Color: 708 White Matte  
Position: center/left

2x2 Photopolymer & Braille Insert  
212 Taupe Gray  
708 White Matte copy

2x6 Window Insert  
2x8 Window Insert  
212 Taupe Gray  
202 Light Neutral Paper



scale: 75%  
file: lt/linedraw/occup-2  
drawn by: bam



Grand Rapids, MI 49512  
800-777-4310

Date: 02/28/01

Project: **Occupancy Family of Signs  
RI-48 Room ID**

# Sign Specifications

Sign Size: 8x8 SC Plaque  
Sign Color: 212 Taupe Gray  
Mount Option: A-tape  
End Cap Style: n/a  
End Cap Color: n/a

## Copy Specifications

Option: Photopolymer & Braille  
Style: Helvetica Medium, HMC  
Size: 5", 1-1/2" & 3/4"  
Color: 708 White Matte  
Position: center

Symbol centered  
in remaining space  
(top to bottom)  
1/2" space between symbols



scale: 75%  
file: lt/linedraw/occup-3  
drawn by: bam



Grand Rapids, MI 49512  
800-777-4310

Date: 02/28/01

Project: **Occupancy Family of Signs  
RR-88A Restroom**

# Sign Specifications

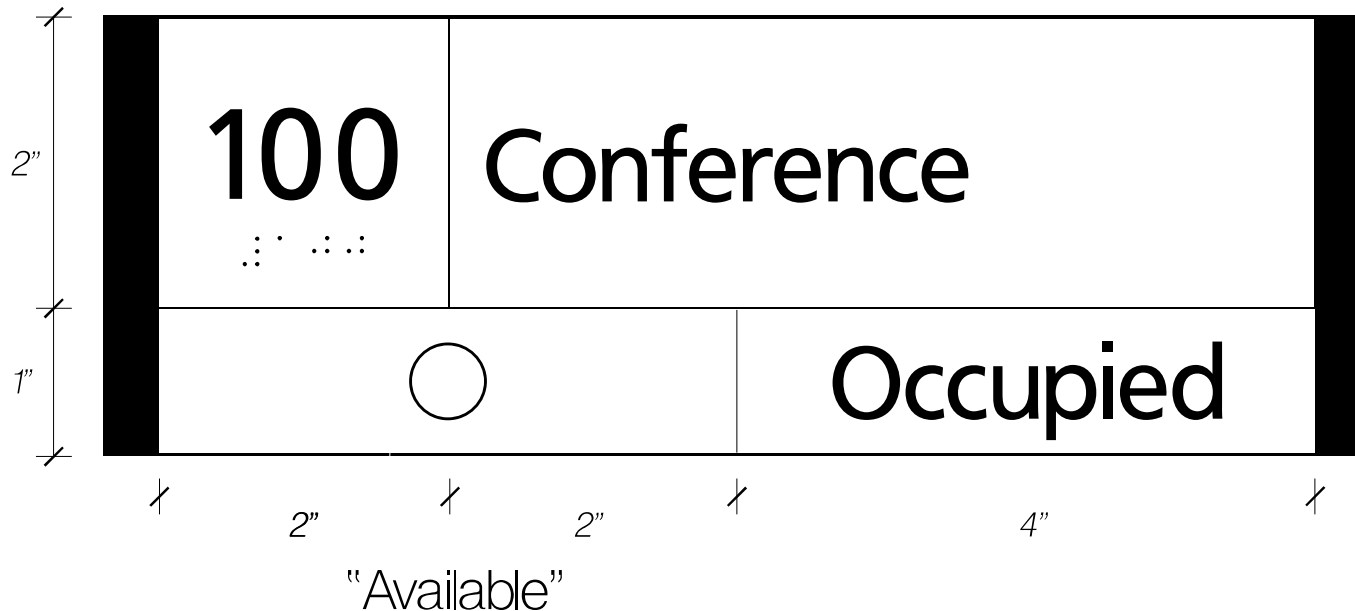
Sign Size: 3x8  
 Sign Color: 212 Taupe Gray  
 Mount Option: D-screw  
 End Cap Style: Square Corner, SC  
 End Cap Color: 212 Taupe Gray

## Copy Specifications

Option: Photopolymer & Braille / U-Do-SSC  
 Style: Frutiger 55, F55  
 Size: 5/8" & 1/2"  
 Color: 708 White Matte / 704 Black Matte (as noted)  
 Position: center/left

2x2 Photopolymer & Braille Insert  
 212 Taupe Gray  
 708 White Matte copy

2x6 U-Do-SSC Insert  
 212 Taupe Gray  
 202 Light Neutral Paper



1x8 Slider  
 208 Soft White  
 704 Black Matte copy

scale: 75%  
 file: lt/linedraw/occup-4  
 drawn by: bam



Grand Rapids, MI 49512  
 800-777-4310

Date: 02/28/01


Project: **Occupancy Family of Signs  
 CR-38 Conference Room**

# Sign Specifications

Sign Size: 8x8 SC Plaque  
Sign Color: 212 Taupe Gray  
Mount Option: A-tape  
End Cap Style: n/a  
End Cap Color: n/a

## Copy Specifications

Option: Photopolymer & Braille  
Style: Helvetica Medium, HMC  
Size: 5" & 3/4"  
Color: 708 White Matte  
Position: center



scale: 75%  
file: lt/linedraw/occup-5  
drawn by: bam



Grand Rapids, MI 49512  
800-777-4310

Date: 02/28/01


Project: **Occupancy Family of Signs  
ST-88 Stair**

# Sign Specifications

Sign Size: 8x8 SC Plaque  
Sign Color: 212 Taupe Gray  
Mount Option: A-tape  
End Cap Style: n/a  
End Cap Color: n/a

## Copy Specifications

Option: Photopolymer & Braille  
Style: Helvetica Medium, HMC  
Size: 5" & 3/4"  
Color: 708 White Matte  
Position: center



scale: 75%  
file: lt/linedraw/occup-6  
drawn by: bam



Grand Rapids, MI 49512  
800-777-4310

Date: 02/28/01

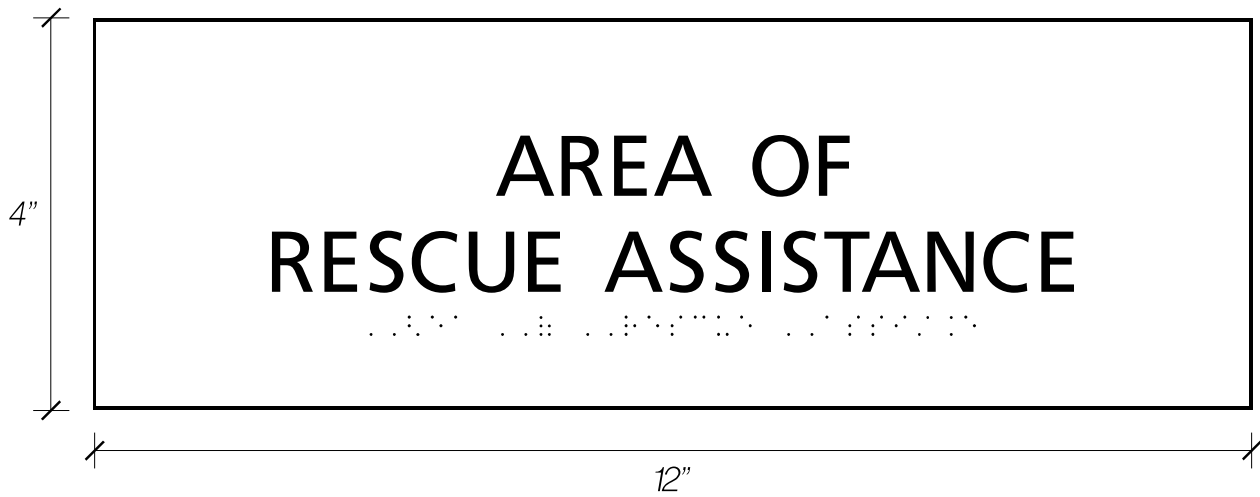
Project: **Occupancy Family of Signs**  
**EL-88 Elevator**

# Sign Specifications

Sign Size: 4x12 SC Plaque  
Sign Color: 212 Taupe Gray  
Mount Option: A-tape  
End Cap Style: n/a  
End Cap Color: n/a

## Copy Specifications

Option: Photopolymer & Braille  
Style: Frutiger 55, F55  
Size: 5/8"  
Color: 708 White Matte  
Position: center



scale: 50%  
file: lt/linedraw/occup-7  
drawn by: bam



Grand Rapids, MI 49512  
800-777-4310

Date: 02/28/01

Project: **Occupancy Family of Signs  
RA-412 Rescue Assistance**

# Sign Specifications

Sign Size: 4x12 SC Plaque  
Sign Color: 212 Taupe Gray  
Mount Option: A-tape  
End Cap Style: n/a  
End Cap Color: n/a

## Copy Specifications

Option: Photopolymer & Braille  
Style: Frutiger 55, F55  
Size: 5/8"  
Color: 708 White Matte  
Position: center



scale: 50%  
file: lt/linedraw/occup-8  
drawn by: bam



Grand Rapids, MI 49512  
800-777-4310

Date: 02/28/01

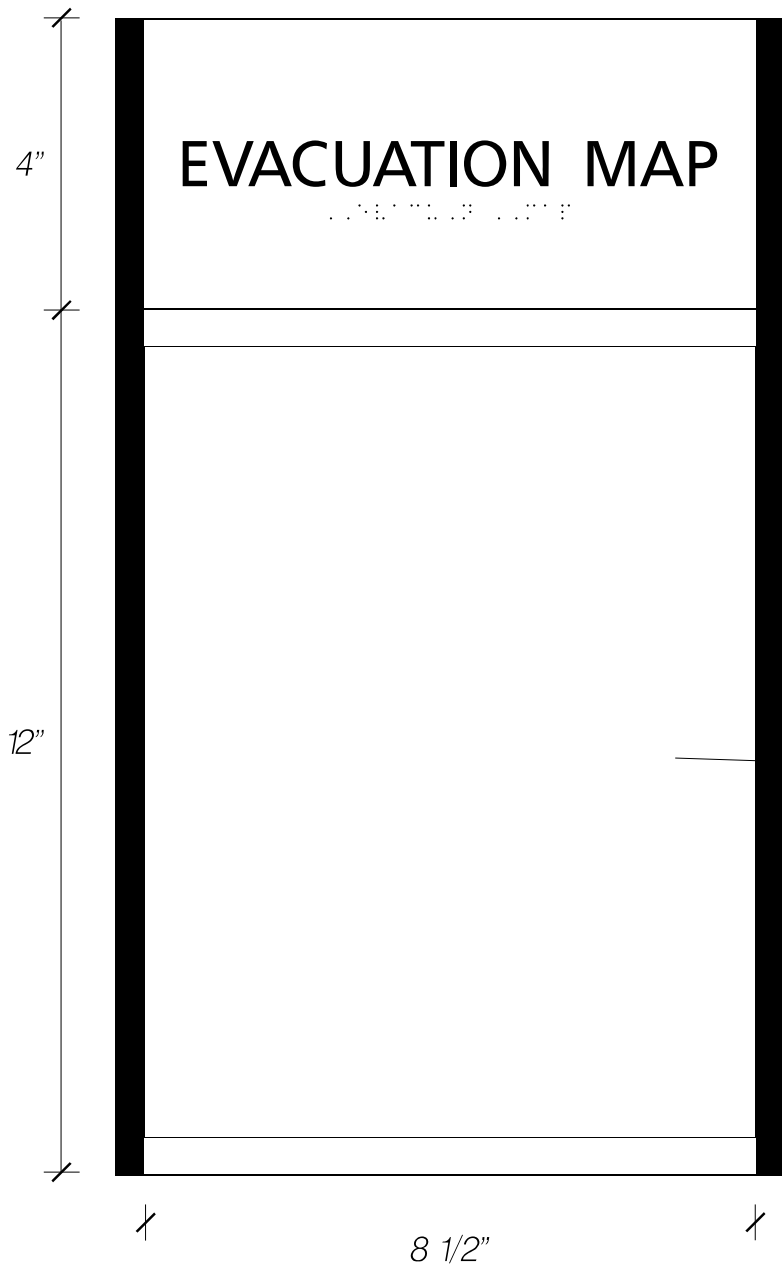
Project: **Occupancy Family of Signs  
NA-412 Non-Accessible**

# Sign Specifications

Sign Size: 16x8-1/2  
Sign Color: 212 Taupe Gray  
Mount Option: D-screw  
End Cap Style: Square Corner, SC  
End Cap Color: 212 Taupe Gray

## Copy Specifications

Option: Photopolymer & Braille  
Style: Frutiger 55, F55  
Size: 5/8"  
Color: 708 White Matte  
Position: center



12x8-1/2 Window Sign  
w/ 11x8-1/2 viewing area

scale: 37.5%  
file: It/linedraw/occup-9  
drawn by: bam



Grand Rapids, MI 49512  
800-777-4310

Date: 02/28/01

Project: **Occupancy Family of Signs  
EM-168.5 Evacuation**

# Sign Specifications

Sign Size: 6x15 SC Plaque  
Sign Color: 212 Taupe Gray  
Mount Option: A-tape  
End Cap Style: n/a  
End Cap Color: n/a

## Copy Specifications

Option: Photopolymer & Braille  
Style: Frutiger 55, F55  
Size: 1"  
Color: 708 White Matte  
Position: center



scale: 50%  
file: lt/linedraw/occup-10  
drawn by: bam



Grand Rapids, MI 49512  
800-777-4310

Date: 02/28/01

Project: **Occupancy Family of Signs  
EE-615 Elevator Equipment**

<b>Sign #</b>	<b>Sign Name</b>	<b>List Price</b>
<b>OF-28</b>	Office Sign	\$49.00
<b>RI-48</b>	Room ID	\$73.00
<b>CR-38</b>	Conference Room	\$75.00
<b>RA-412</b>	Rescue Assistance	\$88.00
<b>NA-412</b>	Non-Accessible	\$88.00
<b>EE-615</b>	Elevator Equipment	\$148.00
<b>EL-88</b>	Elevator	\$107.00
<b>ST-88</b>	Stair	\$107.00
<b>RR-88A</b>	Restroom	\$107.00
<b>EM-168.5</b>	Evacuation	\$165.00

**PLEASE NOTE:**

Pricing is based on 2/90 standard colors and materials.  
 All signs are priced with specs as indicated on drawings.  
 For pricing on your specific project, please contact Pat Bain at 414-351-6642 or the 2/90 Sales Department at 800-777-4310.



**Occupancy Family of Signs  
Price Chart**